

# Supported Local Core WebEOC Boards

## EOC Sign In Board (versions vary) Incident Based

**Description:** The EOC Sign In board tracks individuals working in the EOC/Incident. Users access the board to identify when they signed into and out of the EOC/Incident. The board displays the user's name, their position, location, phone number, date/time signed in and out.

**Views:** This board offers a list view and an input/edit view for signing in and out or to edit supplied information.

**List View** - This view lists all users signed in through this board.

Name	Position	Location	Phone #	Sign-in Date/Time	Sign-out Date/Time	Action
[Redacted]	WebEOC Admin		[Redacted]	04/18/2011 10:01:20	04/18/2011 10:04:05	Edit / Sign-Out

### Default Features:

- Search capability on the Name field for a specified value
- Data filtering by the status value through the “Filter by” dropdown list options
- Sort capability on any of the displayed fields by clicking on the corresponding column header/field title.
- New record creation by clicking the “Sign In” button
- Record editing through the “Edit/Sign-Out” button
- Print to PDF option to display a report of the list view

### Variation 1: Team Information with Color

This board was modified for Loudoun County and City of Fairfax to capture Team/Shift information and display this information on the list view. In addition, the field has color coordinated backgrounds to match the shift name.

Name	User	Phone #	Team	Sign-in Date/Time	Sign-out Date/Time	Action
[Redacted]	LDN Debris Management Group Supervisor	[Redacted]	Blue Team	9:23	06/28/2011 11:47:04	Edit/Sign Out
[Redacted]	LDN Documentation Unit	[Redacted]	Blue Team	06-28-11 0900	06-28-11 1000	Edit/Sign Out
[Redacted]	LDN Planning Section Chief	[Redacted]	Red Team	06/28/2011 9:00 am	06/28/2011 11:53:13	Edit/Sign Out

### Variation 2: Team Information

This variation of the list view captures the Team/Shift information without color coding of the field (cell) display.

### Variation 3: Location Information

This variation of the list view, deployed to Loudoun County, omits the Location information since the board is used to record users only physically at the EOC.

# Supported Local Core WebEOC Boards

## Variation 4: Total Time

This variation, deployed to Arlington County, uses code to calculate the total time the user was signed in based on the signed in and out date/times

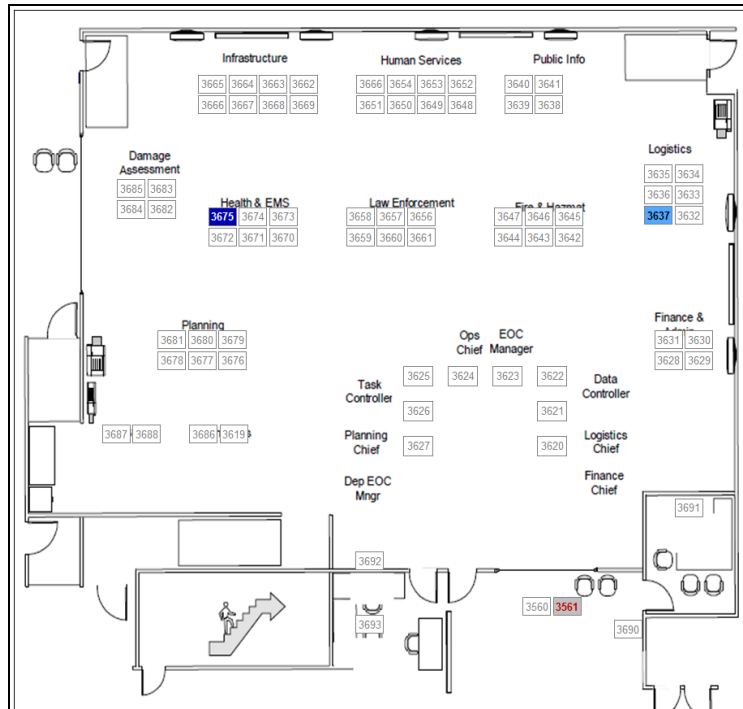
Name	Agency	Location	Phone #	Sign In Date/Time	Sign Out Date/Time	Total Time	Action
	ARL ESF 01 - Transportation	EOC		08/03/2011 09:52:23	08/03/2011 12:14:07	02:21:44	Edit/Sign Out
	ARL ECC - Emergency Communications	EOC		08/03/2011 09:52:24	08/03/2011 12:13:54	02:21:30	Edit/Sign Out

## Variation 5: Second Phone Number

This board, deployed to Prince William and Fairfax Counties and MWA, was modified to include a second phone number field.

## Variation 6: Chart

This board, deployed to Loudoun County, uses their EOC layout/seating chart and displays ICS specific colors as the seats are filled for the telephone number associated with the seat. It also provides information of who is sitting at a number by clicking the number



## Variation 7: Lunch and Dinner

This board, deployed to Fairfax County and MWA has check boxes to indicate if the person will be present and included in the lunch and/or dinner count. In addition, code was added so only the user can edit his/her record.

Name	Position	Location	Phone #	2 <sup>nd</sup> Phone #	Sign In Date/Time	Sign Out Date/Time	Lunch	Dinner	Action
	WebEOC Admin	Home			03/15/2016 14:36:02		<input checked="" type="checkbox"/>	<input checked="" type="checkbox"/>	Details
	WebEOC Admin	EOC			03/04/2016 14:51:49		<input checked="" type="checkbox"/>		Details

# Supported Local Core WebEOC Boards

**Input (Edit) View** – This view enables the user to specify their location and a phone number as well as when they are signing into the EOC/Incident.



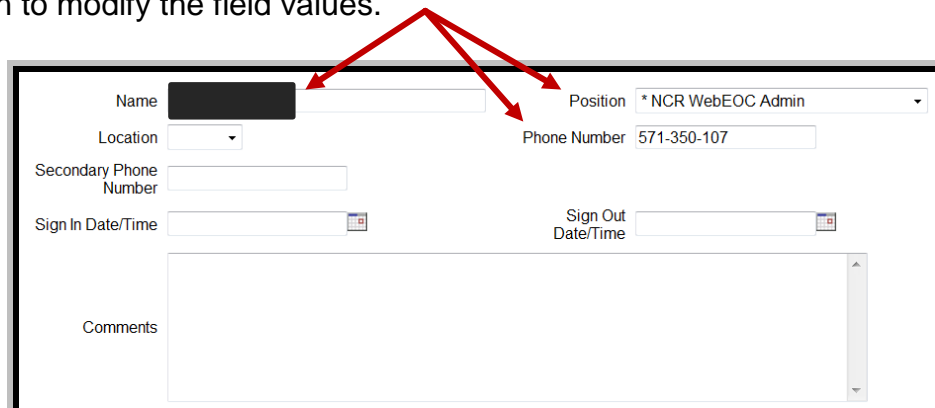
The screenshot shows a web form with the following fields: a 'Location' dropdown menu, a 'Phone Number' text input containing '571-350-1017', a 'Sign-in Date/Time' date picker, and a 'Sign-out Date/Time' date picker. Below these fields is a large 'Comments' text area with a vertical scrollbar.

## Default Features:

- Date/Time picker code to facilitate proper date format
- Drop down lists to maintain data consistency
- Spell Check button to ensure correct spelling
- Comments field for the user to record additional information
- Name, Position and Phone Number information captured through code from the secondary sign-in information supplied by the user.

## Variation 1: Auto Populate Fields with Edit Option

Name, Position, and Phone Number information is automatically captured from data supplied on the additional logon information screen enabling the user the option to modify the field values.



The screenshot shows a web form with the following fields: 'Name' (with a red arrow pointing to a redacted field), 'Location' dropdown, 'Secondary Phone Number' text input, 'Sign In Date/Time' date picker, 'Comments' text area, 'Position' dropdown (with a red arrow pointing to the field containing '\* NCR WebEOC Admin'), 'Phone Number' text input (with a red arrow pointing to the field containing '571-350-107'), and 'Sign Out Date/Time' date picker.

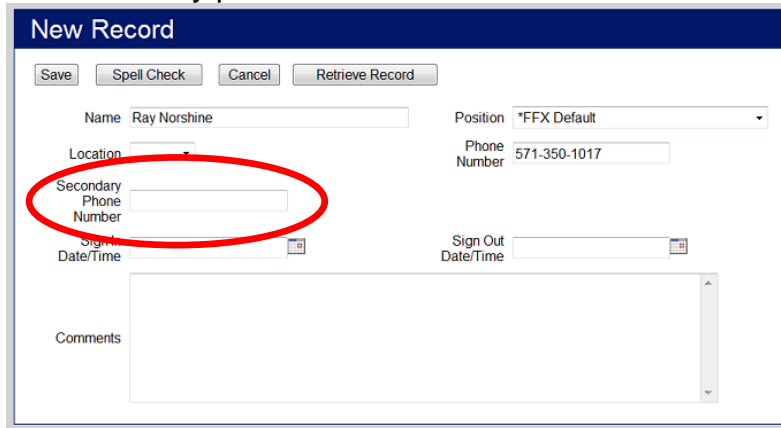
## Variation 2: Location Information

This variation of the input view, deployed to Loudoun County, omits the Location information since the board is used to record users only physically at the EOC.

# Supported Local Core WebEOC Boards

## Variation 3: Second Phone Number

This variation of the input view, deployed to Prince William and Fairfax counties, includes a secondary phone number field.



The screenshot shows a web form titled "New Record" with a dark blue header. Below the header are four buttons: "Save", "Spell Check", "Cancel", and "Retrieve Record". The form contains several input fields: "Name" (Ray Norshine), "Position" (FFX Default), "Location" (dropdown), "Phone Number" (571-350-1017), "Secondary Phone Number" (circled in red), "Sign In Date/Time" (calendar icon), "Sign Out Date/Time" (calendar icon), and a "Comments" text area.


## Variation 4: Kiosk Display and Meal Indicator

This variation deployed to Fairfax County includes a special input view to be used on an iPad as a kiosk for users to sign in as they enter the EOC. This version also includes two checkboxes to indicate if the person will be needing a meal indicated by the checkbox.



The screenshot shows a kiosk display for the Fairfax County Office of Emergency Management. At the top is the Fairfax County logo and the text "Fairfax County Office of Emergency Management". Below this is the text "Welcome to the Fairfax County EOC!". In the center are two large buttons: "Sign In" and "Sign Out". At the bottom is the date and time: "Friday December 6 2013 14:33:48".

# Supported Local Core WebEOC Boards

Name	<input type="text"/>	<input type="button" value="Sign In"/>  <input type="button" value="Cancel"/>  <input type="checkbox"/> Lunch <input type="checkbox"/> Dinner
Position	* WebEOC Admin <input type="button" value="v"/>	
Phone Number	<input type="text"/>	
County Agency	<input type="text"/> <input type="button" value="v"/>	
Date/Time	<input type="text"/> 	

**Variation 5: MWAA's version uses a current time button to quickly populate the dates using the current date/time.**

Name	<input type="text" value="Joan Koss"/>	Position	* WebEOC Admin <input type="button" value="v"/>
Location	EOC <input type="button" value="v"/>	Phone Number	571-449-1902
Secondary Phone Number	<input type="text"/>		
Sign In Date/Time	<input type="text"/> <input type="button" value="Current Time"/>	Sign Out Date/Time	<input type="text"/> <input type="button" value="Current Time"/>
Lunch	<input type="checkbox"/>	Dinner	<input type="checkbox"/>
Comments	<input type="text"/>		